Boundary Advisory Committee Report

April 10, 2023

LAWRENCE
Public Schools

Among our Current Challenges:

- Declining Enrollment.
- Inefficiencies from Underutilized Facilities.
- Rising Operational Costs.
- National Teacher & Workforce Shortages.
- Funding Limitations.

LAWRENCE
Public Schools

Futures Planning Community Engagement Process

- The Board hired RSP & Associates for demographic, housing, & facilities analyses & enrollment projections.
- RSP facilitated the work of a Futures Planning Committee.
- Three financial goals:

  - Provide competitive wages to recruit & retain high-quality staff.

  - Plan for annual increases in operating costs to balance the budget.

  - Replenish Contingency to strengthen the district's fiscal health.

LAWRENCE
Public Schools

Updated Dec. 15, 2022

Lawrence Public Schools

Futures Planning Committee - *Board of Education Approval*

LPS Staff Assistance: Provide curriculum, building utilization, architectural facility review

Consultant Assistance: RSP provides Enrollment Analysis; Architect company provides Building Assessments

- **BOE Meeting #1** — August 15, 2022
- **Committees are created** — August to September 2022
- **Committee Meeting #1** — September 14, 2022
- **Committee Meeting #2** *Finance Focus* — September 21, 2022 — BOE
- **Committee Meeting #3** *Teaching & Learning Focus* — October 5, 2022
- **Committee Meeting #4** *Facility Focus* — November 2, 2022
- **Public Survey** — November 8-18th 2022 — BOE
- **Committee Meeting #5** — November 30, 2022
- **Committee Meeting #6** — December 14, 2022 — BOE
- **Committee Meeting #7** — January 11, 2023
- **Public Input Session #1** — January 17, 2023
- **Public Input Session #2** — January 18, 2023
- **BOE Meeting #2** — January 23, 2023
- **Committee Meeting #8** — February 2, 2023
- **Committee Meeting #9** — February 15, 2023
- **BOE Meeting #3** — February 27, 2023

PHASE 3: Implementation

Goal: Create a financial plan to implement Facility Master Plan with community support

Committee meetings could include building tours, special presentations, and homework.

All Committee work builds on data from the following areas:

a.) Finance plan, future budget, cost/benefit analysis (see Committee Meeting #2)
b.) Teaching & Learning, academic programming (see Committee Meeting #3)
c.) Facility build, renovate, re-purpose (see Committee Meeting #4)

IMPORTANT NOTE: Committee to operate as a **Superintendent Advisory Committee.**

BOE Superintendent Report to the Board of Education at 2nd Monthly Meeting



RSP

Updated December 15, 2022

Futures Planning Committee

- Work began in August.
- 3 Board of Education Updates.
- 9 Committee Meetings.
- Community Survey.
- 2 Public Input Sessions.
- Work Completed in February.

LAWRENCE Public Schools

Futures Planning Committee & Administration Recommendation

- Community input led the Futures Planning Committee to review facilities for potential savings.
- A majority of committee members supported closing schools (1-2 elementary schools & 1 middle school), among other budget reduction proposals.
- Administration recommended closing Broken Arrow, Pinckney, & Woodlawn Elementary Schools & repurposing Liberty Memorial Central Middle School, among other budget reduction proposals.

LAWRENCE
Public Schools

School Closure Hearings & Vote

- The Board approved notices of public hearings to close Broken Arrow & Pinckney, & one year of planning for the repurposing of LMCMS in 2024-25.
- After hosting public hearings & receiving additional input from the community, the Board voted on March 27th, to close Broken Arrow & Pinckney schools.

LAWRENCE
Public Schools

Boundary Advisory Committee

- The Boundary Advisory Committee (BAC) met four times in February & March.
- Goals: Develop boundary changes to accommodate the redistribution of Broken Arrow & Pinckney students, & evaluate safety, transportation, & the socio-economic & racial/ethnic balance & facility utilization of affected elementary schools.
- BAC shared its written recommendation for boundary changes, effective for the 2023-24 school year, with the Board on March 27th.

LAWRENCE
Public Schools

Boundary Advisory Committee

- Tentative BAC Meetings: April 12th & 19th.

- BAC seeks Board input & direction tonight to finalize boundary changes for the upcoming school year.

LAWRENCE
Public Schools

Broken Arrow Student Transitions

The BAC recommendation would transition 223 Broken Arrow students to the following schools:

- 69 students will attend Cordley Elementary.
- 30 students will attend Langston Hughes Elementary.
- 15 students will attend Prairie Park Elementary.
- 96 students will attend Schwegler Elementary.
- 13 students will attend Sunflower Elementary.

(All numbers based on current enrollment & subject to change.)

LAWRENCE
Public Schools

Pinckney Student Transitions

The BAC recommendation would transition 169 Pinckney students to the following schools:

- 124 students will attend Deerfield Elementary.
- 45 students will attend Hillcrest Elementary.

(All numbers based on current enrollment & subject to change.)

LAWRENCE
Public Schools

Additional Student Transitions

The BAC recommendation includes transitioning 93 additional students to new schools to accommodate school closures & meet BAC goals.

- 13 Cordley students will attend Hillcrest Elementary.
- 20 Deerfield students will attend Sunset Hill Elementary.
- 30 Deerfield students will attend Woodlawn Elementary.
- 30 Hillcrest students will attend Quail Run Elementary.

(All numbers based on current enrollment & subject to change.)

LAWRENCE Public Schools

BAC Recommendation

DRAFT

LAWRENCE
Public Schools

BAC Recommended Concept: Projections

Concept updated 3/23/23 to reflect updates in transportation/busing efficiency.

DRAFT

BAC Concept: Broken Arrow & Pinckney Offline	Capacity	2023/24	2024/25	2025/26	2026/27	2027/28	2023/24	2024/25	2025/26	2026/27	2027/28
Broken Arrow ES - **Proposed OFFLINE**	0	0	0	0	0	0	0.0%	0.0%	0.0%	0.0%	0.0%
Cordley Elementary	375	340	342	337	336	341	90.7%	91.2%	89.9%	89.6%	90.9%
Deerfield Elementary	575	537	536	524	515	507	93.4%	93.2%	91.1%	89.6%	88.2%
Hillcrest Elementary	438	351	355	354	361	361	80.1%	81.1%	80.8%	82.4%	82.4%
Langston Hughes Elementary	592	514	503	525	518	548	86.8%	85.0%	88.7%	87.5%	92.6%
New York Elementary	292	206	194	201	201	210	70.5%	66.4%	68.8%	68.8%	71.9%
Pinckney ES - **Proposed OFFLINE**	0	0	0	0	0	0	0.0%	0.0%	0.0%	0.0%	0.0%
Prairie Park Elementary	475	401	393	401	419	427	84.4%	82.7%	84.4%	88.2%	89.9%
Quail Run Elementary	500	422	411	422	437	434	84.4%	82.2%	84.4%	87.4%	86.8%
Schwegler Elementary	507	454	457	457	457	459	89.5%	90.1%	90.1%	90.1%	90.5%
Sunflower Elementary	523	476	465	473	462	455	91.0%	88.9%	90.4%	88.3%	87.0%
Sunset Hill Elementary	446	378	373	375	373	374	84.8%	83.6%	84.1%	83.6%	83.9%
Woodlawn Elementary	300	216	211	213	206	194	72.0%	70.3%	71.0%	68.7%	64.7%
TOTAL	**5,023**	**4,295**	**4,240**	**4,282**	**4,285**	**4,310**	**85.5%**	**84.4%**	**85.2%**	**85.3%**	**85.8%**

Source: RSP Sophisticated Forecast Model, 2022/23

3/23/2023

Notes: Green shading signals when building is below 75% utilization in a given year; Orange shading signals when building is above 100% building utilization in a given year

Assumes 100% of ELL students currently attending Pinckney will attend Hillcrest

Assumes 100% of ELL students currently attending Broken Arrow will attend Schwegler

NOTE: Elementary projections factor in ELL students are going to their attending school

Efficiency Goal: At least 85% utilization of facility's capacity.
New York & Woodlawn's projections remain below 75% utilization.

LAWRENCE Public Schools

BAC Recommended Concept: Projected 2023/24 Class Size

Concept updated 3/23/23 to reflect updates in transportation/busing efficiency.

DRAFT

BAC Concept: 23/24 Projections by Grade	Capacity	K	1	2	3	4	5	K-5
Broken Arrow ES - **Proposed OFFLINE**	0	0	0	0	0	0	0	0
Cordley Elementary	375	60	66	51	52	58	53	340
Deerfield Elementary	575	93	85	89	86	100	84	537
Hillcrest Elementary	438	63	55	72	47	61	53	351
Langston Hughes Elementary	592	88	94	72	102	65	93	514
New York Elementary	292	40	35	30	33	27	41	206
Pinckney ES - **Proposed OFFLINE**	0	0	0	0	0	0	0	0
Prairie Park Elementary	475	71	69	71	58	62	70	401
Quail Run Elementary	500	71	65	82	62	69	73	422
Schwegler Elementary	507	78	78	66	73	86	73	454
Sunflower Elementary	523	74	70	84	87	69	92	476
Sunset Hill Elementary	446	63	71	52	69	57	66	378
Woodlawn Elementary	300	34	28	42	36	35	41	216
TOTAL	**5,023**	**735**	**716**	**711**	**705**	**689**	**739**	**4,295**

Source: RSP Sophisticated Forecast Model, 2022/23 *3/23/2023*

Assumes 100% of ELL students currently attending Pinckney will attend Hillcrest

Assumes 100% of ELL students currently attending Broken Arrow will attend Schwegler

Class size is determined by the board-approved staffing ratio of 25 for Grades K-3; 30 for Grades 4-5.

LAWRENCE Public Schools

BAC Recommended Concept: Ethnicity Analysis

Concept updated 3/23/23 to reflect updates in transportation/busing efficiency.

DRAFT

BAC Concept Ethnicity Table:	African American	Asian	Hispanic	Native American	Pacific Islander	Two or more	White	African American	Asian	Hispanic	Native American	Pacific Islander	Two or more	White
Broken Arrow ES - **Proposed OFFLINE**	0	0	0	0	0	0	0	0.0%	0.0%	0.0%	0.0%	0.0%	0.0%	0.0%
Cordley Elementary	14	12	68	9	0	54	185	4.1%	3.5%	19.9%	2.6%	0.0%	15.8%	54.1%
Deerfield Elementary	38	4	69	5	2	77	356	6.9%	0.7%	12.5%	0.9%	0.4%	14.0%	64.6%
Hillcrest Elementary	20	26	108	6	2	28	139	6.1%	7.9%	32.8%	1.8%	0.6%	8.5%	42.2%
Langston Hughes Elementary	10	40	29	4	0	55	381	1.9%	7.7%	5.6%	0.8%	0.0%	10.6%	73.4%
New York Elementary	14	1	16	5	0	28	137	7.0%	0.5%	8.0%	2.5%	0.0%	13.9%	68.2%
Pinckney ES - **Proposed OFFLINE**	0	0	0	0	0	0	0	0.0%	0.0%	0.0%	0.0%	0.0%	0.0%	0.0%
Prairie Park Elementary	20	5	41	9	1	86	248	4.9%	1.2%	10.0%	2.2%	0.2%	21.0%	60.5%
Quail Run Elementary	15	12	30	6	0	53	312	3.5%	2.8%	7.0%	1.4%	0.0%	12.4%	72.9%
Schwegler Elementary	29	7	110	14	1	71	217	6.5%	1.6%	24.5%	3.1%	0.2%	15.8%	48.3%
Sunflower Elementary	32	10	61	11	2	62	299	6.7%	2.1%	12.8%	2.3%	0.4%	13.0%	62.7%
Sunset Hill Elementary	12	3	39	6	0	79	248	3.1%	0.8%	10.1%	1.6%	0.0%	20.4%	64.1%
Woodlawn Elementary	16	2	11	6	0	44	161	6.7%	0.8%	4.6%	2.5%	0.0%	18.3%	67.1%
TOTAL	**220**	**122**	**582**	**81**	**8**	**637**	**2,683**	**5.1%**	**2.8%**	**13.4%**	**1.9%**	**0.2%**	**14.7%**	**61.9%**

Source: RSP Sophisticated Forecast Model, 2022/23

3/23/2023

Notes: Green shading indicates when building is 5% less in ethnicity from the current boundaries; Orange shading indicates when building is 5% more in ethnicity from current boundaries

Deerfield's racial/ethnic makeup is 5% more diverse than its current population.
No other school's racial/ethnic makeup increases or decreases by 5% or more.

LAWRENCE Public Schools

BAC Recommended Concept: Free/Reduced-Price Lunch Analysis

Concept updated 3/23/23 to reflect updates in transportation/busing efficiency.

DRAFT

Percent Students with Free & Reduced Lunch Status by Building	Current K-5 Enrollment	Current FRL %	BAC Concept K-5 Enrollment	BAC Concept FRL %
Broken Arrow Elementary	271	46.5%	0	0.0%
Cordley Elementary	273	48.7%	342	51.2%
Deerfield Elementary	468	29.7%	551	39.7%
Hillcrest Elementary	307	58.3%	335	63.6%
Langston Hughes Elementary	476	11.8%	519	12.7%
New York Elementary	201	64.2%	201	64.2%
Pinckney Elementary	204	63.2%	0	0.0%
Prairie Park Elementary	390	52.8%	408	51.0%
Quail Run Elementary	392	25.3%	428	24.3%
Schwegler Elementary	339	55.8%	449	54.8%
Sunflower Elementary	462	45.9%	479	46.1%
Sunset Hill Elementary	356	45.5%	387	42.9%
Woodlawn Elementary	194	51.0%	234	49.1%
Total	**4,333**	**42.9%**	**4,333**	**43.0%**

Source: RSP and USD497

3/23/2023

Note: FRL student anlaysis administered by USD497 district staff.

Green shading indicates when FRL % decreases from current boundaries by more than 10%; Orange shading indicates when FRL % increases by more than 10%

No school's low socio-economic makeup increases or decreases by more than 10%.

LAWRENCE Public Schools

BAC Recommended Concept: SIBC Table

Concept updated 3/23/23 to reflect updates in transportation/busing efficiency.

DRAFT

Current Boundary Reside	BAC Revised Boundary Reside													SIBC	
	Broken Arrow	Cordley	Deerfield	Hillcrest	Langston Hughes	New York	Pinckney	Prairie Park	Quail Run	Schwegler	Sunflower	Sunset Hill	Woodlawn	Total	Percent Student Impact
Broken Arrow - **Proposed OFFLINE**		69			30			15		96	13			**223**	**100.0%**
Cordley				13										**13**	**7.0%**
Deerfield												20	30	**50**	**14.0%**
Hillcrest									30					**30**	**22.7%**
Langston Hughes															
New York															
Pinckney - **Proposed OFFLINE**			124	45										**169**	**100.0%**
Prairie Park															
Quail Run															
Schwegler															
Sunflower															
Sunset Hill															
Woodlawn															
TOTAL	**0**	**69**	**124**	**58**	**30**	**0**	**0**	**15**	**30**	**96**	**13**	**20**	**30**	**485**	**15.1%**

Source: RSP and USD497

3/23/2023

SIBC Main Takeaways:

- ❑ Broken Arrow students are divided amongst Cordley, Langston Hughes, Prairie Park, Schwegler, and Sunflower
- ❑ Pickney students are divided amongst Deerfield, Hillcrest, and Woodlawn
- ❑ 485 total students impacted – 15.1% of K-4 enrollment (5th grade excluded as they will be in MS next year)

485 students/10 schools impacted.

LAWRENCE Public Schools

BAC Recommended Boundaries

Concept updated 3/23/23 to reflect updates in transportation/busing efficiency.

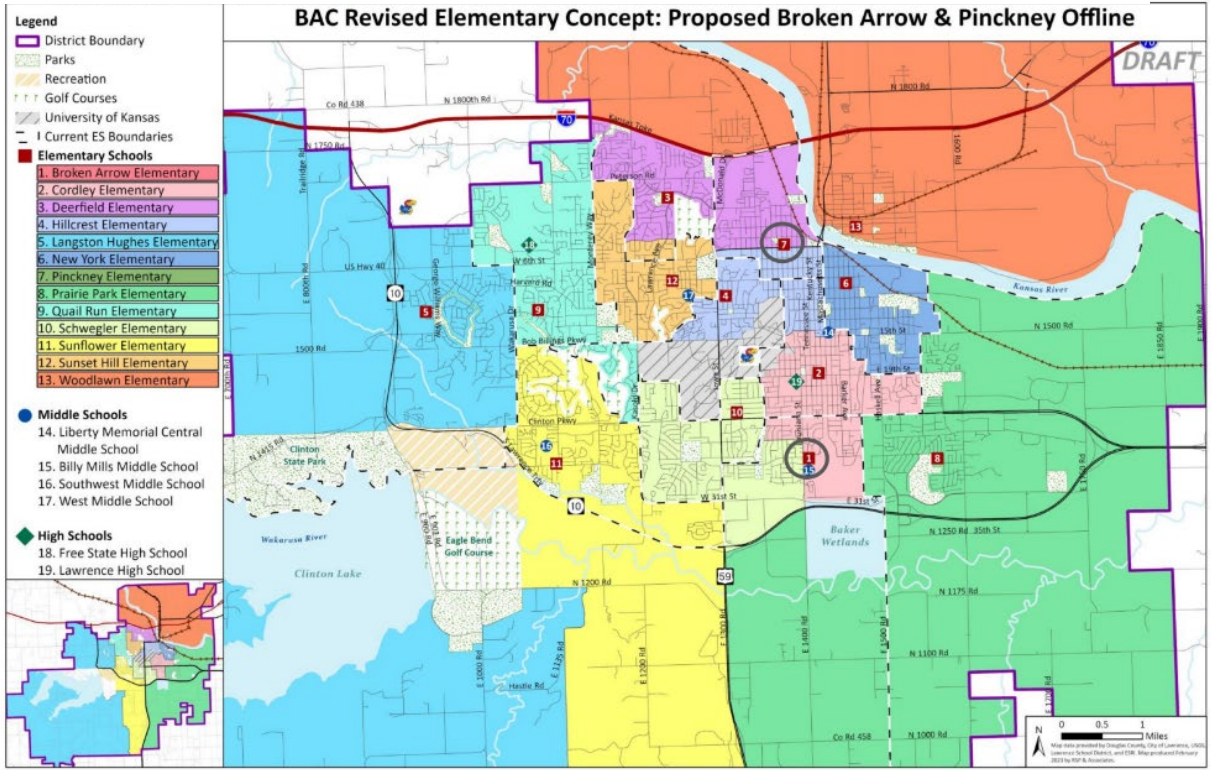

LAWRENCE Public Schools

BAC Revised Elementary Concept: Proposed Broken Arrow & Pinckney Offline

Legend

- District Boundary
- Parks
- Recreation
- Golf Courses
- University of Kansas
- Current ES Boundaries

Elementary Schools

1. Broken Arrow Elementary
2. Cordley Elementary
3. Deerfield Elementary
4. Hillcrest Elementary
5. Langston Hughes Elementary
6. New York Elementary
7. Pinckney Elementary
8. Prairie Park Elementary
9. Quail Run Elementary
10. Schwegler Elementary
11. Sunflower Elementary
12. Sunset Hill Elementary
13. Woodlawn Elementary

Middle Schools

14. Liberty Memorial Central Middle School
15. Billy Mills Middle School
16. Southwest Middle School
17. West Middle School

High Schools

18. Free State High School
19. Lawrence High School

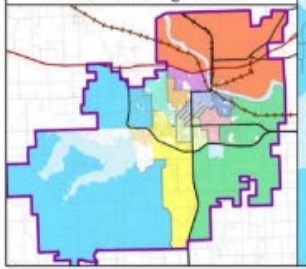

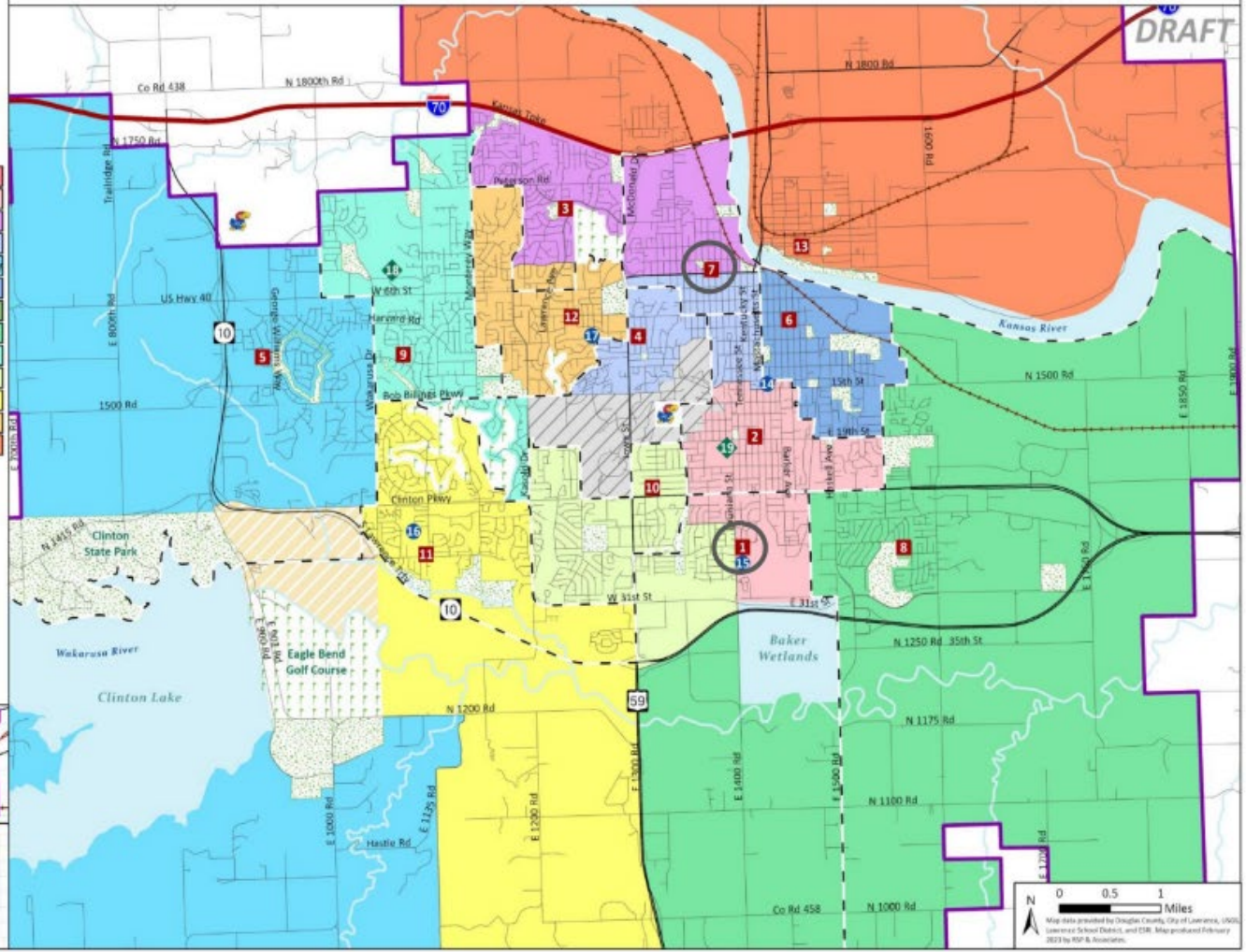

Options for Families

- The administration recommends “grandfathering” current 3rd & 4th graders, & younger siblings currently attending the same school. They may choose to stay at their current school OR attend their new school.

- “Grandfathered” students **choosing to stay at their current school** should complete a Transfer Request form available after boundaries are finalized.

- The district’s current Transfer Request process is available to **all other families** on a space-available basis.

LAWRENCE
Public Schools

Board Member Input

LAWRENCE
Public Schools