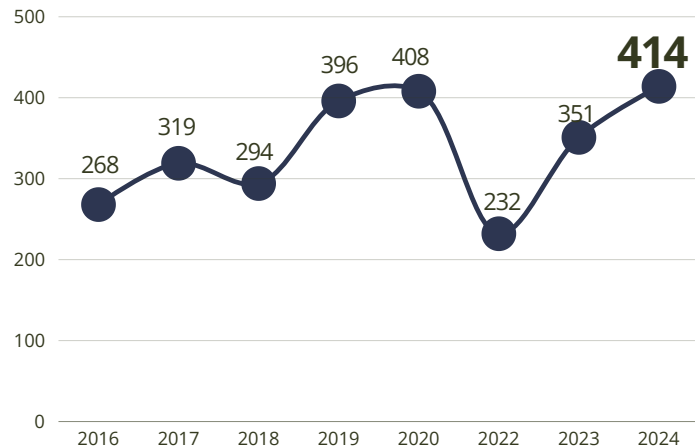


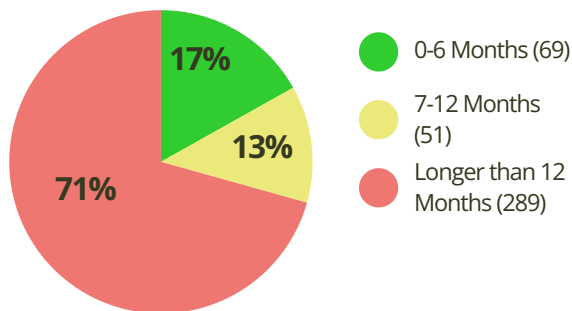
Douglas County Point-in-Time (PIT) Count 2024

Douglas County PIT Count, Numbers by Year



*Please note that 2021 is not included, as PIT was not conducted that year due to COVID. These numbers reflect sheltered and unsheltered PIT count.

How long have you been in Douglas County?



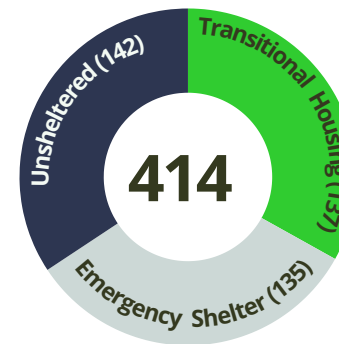
Though HUD does not require this question during the PIT survey, the Balance of State (BoS) CoC, along with some neighboring communities, asked PIT participants how long they had resided in the county in which they were surveyed. Shawnee (Topeka), Johnson, and the larger-population CoC counties are compared on the graph to the right.

Kansas Statewide Homeless Coalition



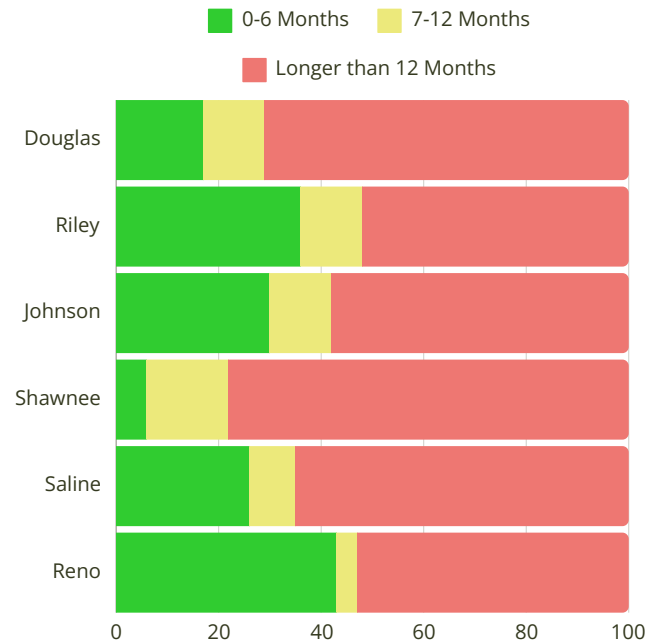
kshomeless.com

Type of Homelessness



Length of time in County

Comparing Neighboring Counties



This graph shows the **percentage** of individuals from each county's PIT count based on how long they've been in the county.

Special Populations

The following information is based on responses from 414 individuals who completed the PIT survey and fall into the specified categories.

72

Employed

74

Receive Benefits

18

Veterans

98

Report Serious Mental Illness

120

Chronically Homeless

23

Youth